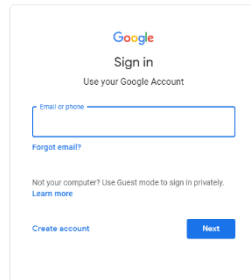


Accessing Google Classroom

1. Your child will receive their username and password from their teacher.
2. Go to classroom.google.com



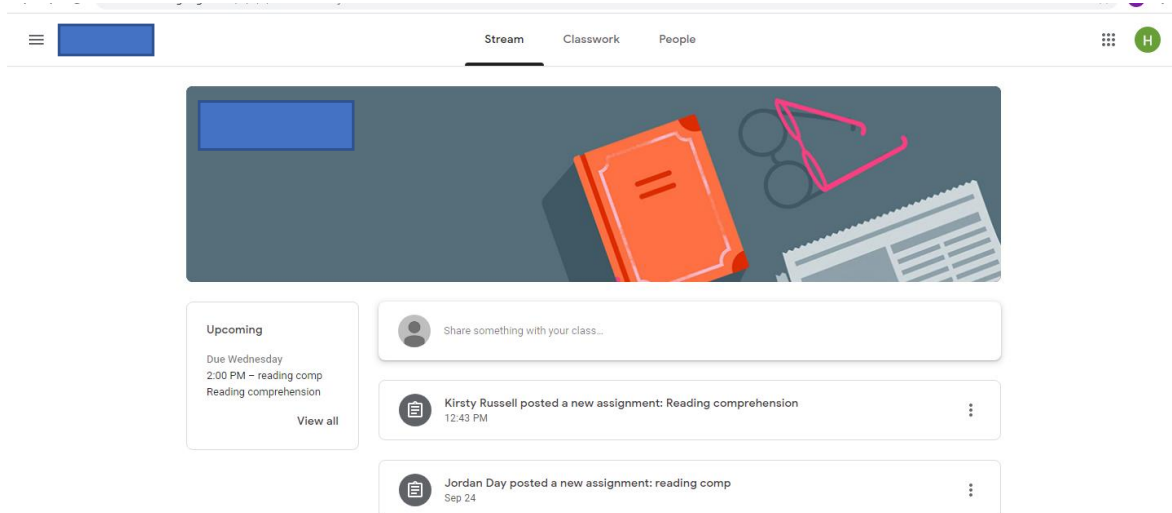
Follow the instructions to sign in.

3. Choose 'I am a student'
4. Your teacher will have invited you to join their classroom – just choose ACCEPT (If there is no invitation, let your teacher know on Monday & we will get you set up)

This is a really useful video that outlines how to access google classroom, access work and return it to school.

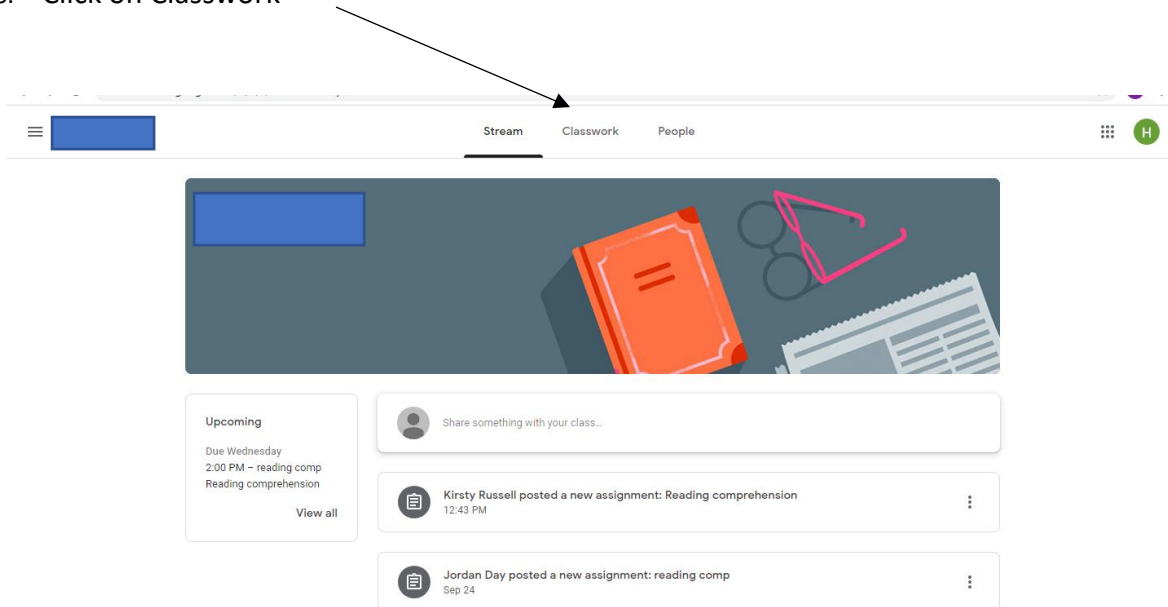
<https://www.youtube.com/watch?v=lgS-hoSljnw>

5. Your classroom page will look like this – you can see announcements from your teacher and any assignments they have set.

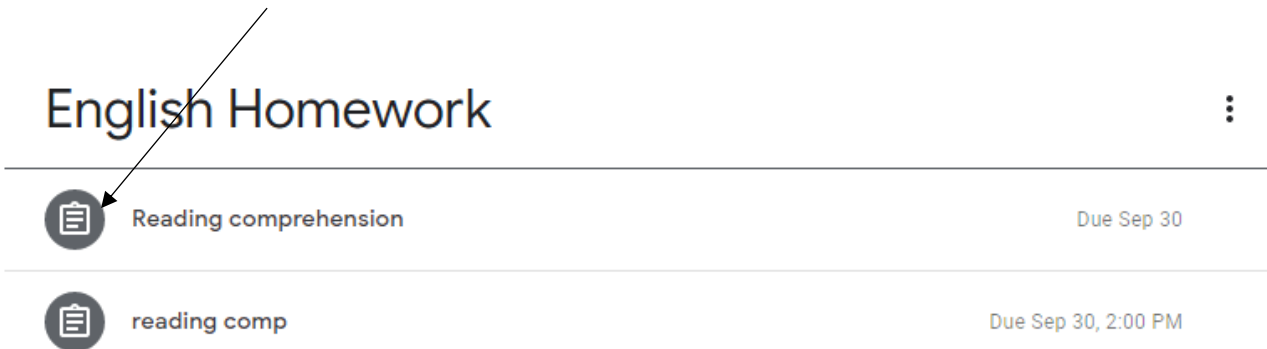


Please remember that all messages you send on the home page of your classroom can be seen by anyone who has access. Please remember to treat everyone with respect and kindness.

6. Click on Classwork



7. You will see your homework – it will have a clipboard icon next to it.



8. Click on the assignment for more information and then choose VIEW ASSIGNMENT

9. Once you have opened the assignment, follow the instructions given by your teacher to help you complete the work you have been set.

10. When you have finished, don't forget to turn it in. Your teacher will not be able to respond to your work if you don't send it back to them.

